

Mitjet France

4 Hours of Barcelona

Race 4 (20 Minutes)

Final Classification

No	Driver	Nat	Team	Car	Cl.	Laps	Total Time	Gap	Kph	Best Lap		
										Lap	Time	Kph
1	27 Younes KARBID	FRA	K-WORX	MITJET 2L	J	10	21:12.781	-	131.8	8	2:06.259	133.3
2	137 Xavier DAYRAUT	FRA	DS EVENT	MITJET 2L		10	21:15.895	+3.114	131.5	4	2:06.403	133.1
3	76 Marius FOSSARD	FRA	VPS RACING	MITJET 2L	J	10	21:16.728	+3.947	131.4	9	2:06.006	133.6
4	79 Romain FAVRE	FRA	VPS RACING	MITJET 2L	J	10	21:20.150	+7.369	131.1	6	2:05.560	134.0
5	78 Edgar MALOIGNE	FRA	VPS RACING	MITJET 2L	J	10	21:26.984	+14.203	130.4	5	2:07.018	132.5
6	30 Karen GAILLARD	CHE	RACING SPIRIT OF LEMAN	MITJET 2L	F	10	21:31.186	+18.405	129.9	2	2:07.606	131.9
7	69 Xavier BOURLARD	BEL	GT DRIVE	MITJET 2L	G	10	21:34.013	+21.232	129.7	2	2:07.811	131.7
8	111 Mikhail MAKAROVSKII	LTU	ARCTIC ENERGY	MITJET 2L	S	10	21:35.848	+23.067	129.5	8	2:07.978	131.5
9	139 Andréa DELDOSSI	FRA	DS EVENT	MITJET 2L		10	21:36.656	+23.875	129.4	10	2:06.988	132.5
10	8 Manu DAMIANI	FRA	GT DRIVE	MITJET 2L	G	10	21:37.454	+24.673	129.3	8	2:07.688	131.8
11	81 Sebastien LOIRET-FOURNIER	FRA	DS EVENT	MITJET 2L	G	10	21:40.561	+27.780	129.0	8	2:07.103	132.4
12	4 Jules DONCIEUX	FRA	DS EVENT	MITJET 2L		10	21:46.296	+33.515	128.4	7	2:07.242	132.3
13	7 Olivier PANIS	FRA	MITJET INTERNATIONNAL	MITJET 2L	G	10	21:49.205	+36.424	128.2	7	2:07.939	131.5
14	75 Sami DHAHRI	FRA	VPS RACING	MITJET 2L	J	10	21:53.506	+40.725	127.7	7	2:08.056	131.4
15	17 Max SALO	LTU	ARCTIC ENERGY	MITJET 2L		10	21:54.115	+41.334	127.7	8	2:08.656	130.8
16	245 Jesper Brunhoj JENSEN	DNK	JBJ RACING	MITJET 2L	G	10	21:54.988	+42.207	127.6	8	2:08.503	131.0
17	22 Christophe CRESP	FRA	MV2S Racing	MITJET 2L	G	10	21:55.847	+43.066	127.5	9	2:09.832	129.6
18	88 Etienne CATTEAU	FRA	MV2S RACING	MITJET 2L	S	10	21:56.778	+43.997	127.4	10	2:08.528	130.9
19	6 Jonathan SERRELI	FRA	FP RACING	MITJET 2L		10	21:57.302	+44.521	127.4	9	2:08.542	130.9
20	9 Thierry AYLIES	FRA	FP RACING	MITJET 2L		10	22:04.850	+52.069	126.6	9	2:10.029	129.4
21	99 Matteo SALOMONE	FRA	MV2S RACING	MITJET 2L	J	10	22:11.135	+58.354	126.0	10	2:06.652	132.9
22	49 Yvan DUPUIS	FRA	MV2S RACING	MITJET 2L	S	10	22:23.634	+1:10.853	124.9	8	2:10.323	129.1
23	23 Jeremy LOURENCO	FRA	GENERATION STUNT	MITJET 2L	G	10	22:25.278	+1:12.497	124.7	2	2:07.478	132.0
24	59 Marcel LAUGIER	FRA	MV2S RACING	MITJET 2L	J	10	22:31.578	+1:18.797	124.1	7	2:08.759	130.7
25	72 Olivier DESCHAMPS	FRA	DS EVENT	MITJET 2L	G	10	22:40.880	+1:28.099	123.3	3	2:08.618	130.9
26	51 Thibaut MOGICA	FRA	K-WORX	MITJET 2L		10	22:48.252	+1:35.471	122.6	4	2:07.901	131.6
27	77 Stéphane DILOUYA	FRA	VPS RACING	MITJET 2L	G	9	23:07.793	1 Lap	108.8	6	2:19.289	120.8
28	38 Fabien REDCENT	FRA	SUNSET RACING	MITJET 2L	G	7	15:53.314	3 Laps	123.0	5	2:09.832	129.6
29	64 Thomas LAISNE	FRA	TLR	MITJET 2L		6	13:42.464	4 Laps	122.2	4	2:10.119	129.3
30	128 Fabien FRANCISCO	FRA	GT DRIVE	MITJET 2L		6	13:52.506	4 Laps	120.7	5	2:12.336	127.2
31	783 Florian ROUSEAU-RICCI	FRA	K-WORX	MITJET 2L	J	5	10:56.593	5 Laps	127.4	4	2:07.660	131.8
32	84 Benoit CASTAGNE	FRA	K-WORX	MITJET 2L		3	6:45.429	7 Laps	123.3	2	2:07.689	131.8

Pole Position:	Andréa DELDOSSI		
Fastest Lap:	Lap6	Romain FAVRE	2:05.560 134.0 Kph

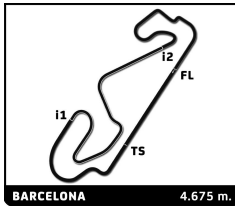
10 SECONDS PENALTY TO CARS 4 AND 139 DUE TO TRACK LIMITS
 20 SECONDS PENALTY TO CAR 49 DUE TO TRACK LIMITS
 40 SECONDS PENALTY TO CAR 51 DUE TO TRACK LIMITS
 50 SECONDS PENALTY TO CAR 99 DUE TO TRACK LIMITS
 60 SECONDS PENALTY TO CAR 72 DUE TO TRACK LIMITS
 5 SECONDS PENALTY TO CAR 139 DUE TO STEWARDS DECISION M10
 5 SECONDS PENALTY TO CAR 23 DUE TO STEWARDS DECISION M11
 DRIVE THROUGH CONVERTED IN 30 SECONDS PENALTY TO CAR 51 DUE TO RACE DIRECTOR DECISION

Published at:

Track Status: **DRY**

Stewards	Timekeeper Laia Peinado
-----------------	-----------------------------------





Mitjet France

4 Hours of Barcelona

Race 2 (20 Minutes)

Final Classification

No	Driver	Nat	Team	Car	Cl.	Laps	Total Time	Gap	Kph	Best Lap		
										Lap	Time	Kph
1	76 Marius FOSSARD	FRA	VPS RACING	MITJET 2L	J	10	21:23.301	-	130.7	9	2:07.559	131.9
2	84 Benoît CASTAGNE	FRA	K-WORX	MITJET 2L		10	21:25.794	+2.493	130.5	9	2:07.594	131.9
3	137 Xavier DAYRAUT	FRA	DS EVENT	MITJET 2L		10	21:26.033	+2.732	130.5	9	2:07.740	131.8
4	99 Matteo SALOMONE	FRA	MV2S RACING	MITJET 2L	J	10	21:35.558	+12.257	129.5	2	2:08.324	131.2
5	783 Florian ROUSEAU-RICCI	FRA	K-WORX	MITJET 2L	J	10	21:35.957	+12.656	129.5	2	2:08.463	131.0
6	27 Younes KARPID	FRA	K-WORX	MITJET 2L	J	10	21:36.419	+13.118	129.4	2	2:08.134	131.3
7	23 Jeremy LOURENCO	FRA	GENERATION STUNT	MITJET 2L	G	10	21:36.796	+13.495	129.4	9	2:08.400	131.1
8	81 Sébastien LOIRET-FOURNIER	FRA	DS EVENT	MITJET 2L	G	10	21:37.934	+14.633	129.3	8	2:07.894	131.6
9	78 Edgar MALOIGNE	FRA	VPS RACING	MITJET 2L	J	10	21:39.024	+15.723	129.2	8	2:08.484	131.0
10	139 Andréa DELDOSSI	FRA	DS EVENT	MITJET 2L		10	21:43.850	+20.549	128.7	7	2:08.329	131.1
11	30 Karen GAILLARD	CHE	RACING SPIRIT OF LEMAN	MITJET 2L	F	10	21:46.172	+22.871	128.5	10	2:09.572	129.9
12	4 Jules DONCIEUX	FRA	DS EVENT	MITJET 2L		10	21:50.334	+27.033	128.0	8	2:09.429	130.0
13	38 Fabien REDCENT	FRA	SUNSET RACING	MITJET 2L	G	10	21:51.020	+27.719	128.0	5	2:09.635	129.8
14	69 Xavier BOURLARD	BEL	GT DRIVE	MITJET 2L	G	10	21:51.565	+28.264	127.9	9	2:09.015	130.4
15	8 Manu DAMIANI	FRA	GT DRIVE	MITJET 2L	G	10	21:54.000	+30.699	127.7	6	2:09.508	130.0
16	245 Jesper Brunhoj JENSEN	DNK	JBJ RACING	MITJET 2L	G	10	21:54.295	+30.994	127.7	10	2:09.045	130.4
17	51 Thibaut MOGICA	FRA	K-WORX	MITJET 2L		10	21:56.824	+33.523	127.4	7	2:09.338	130.1
18	22 Christophe CRESP	FRA	MV2S RACING	MITJET 2L	G	10	21:57.503	+34.202	127.4	5	2:09.694	129.8
19	59 Marcel LAUGIER	FRA	MV2S RACING	MITJET 2L	J	10	22:00.105	+36.804	127.1	9	2:09.881	129.6
20	79 Romain FAVRE	FRA	VPS RACING	MITJET 2L	J	10	22:01.578	+38.277	127.0	6	2:07.804	131.7
21	6 Jonathan SERRELI	FRA	FP RACING	MITJET 2L		10	22:02.407	+39.106	126.9	8	2:09.359	130.1
22	17 Max SALO	LTU	ARCTIC ENERGY	MITJET 2L		10	22:02.882	+39.581	126.8	8	2:09.686	129.8
23	88 Etienne CATTEAU	FRA	MV2S RACING	MITJET 2L	S	10	22:03.913	+40.612	126.7	9	2:09.508	130.0
24	128 Fabien FRANCISCO	FRA	GT DRIVE	MITJET 2L		10	22:05.587	+42.286	126.6	10	2:10.288	129.2
25	11 Mikhail MAKAROVSKII	LTU	ARCTIC ENERGY	MITJET 2L	S	10	22:07.177	+43.876	126.4	9	2:09.582	129.9
26	72 Olivier DESCHAMPS	FRA	DS EVENT	MITJET 2L	G	10	22:07.740	+44.439	126.4	10	2:10.756	128.7
27	49 Yvan DUPUIS	FRA	MV2S RACING	MITJET 2L	S	10	22:21.075	+57.774	125.1	2	2:11.854	127.6
28	9 Thierry AYLIES	FRA	FP RACING	MITJET 2L		10	22:21.300	+57.999	125.1	4	2:11.871	127.6
29	75 Sami DHAHRI	FRA	VPS RACING	MITJET 2L	J	10	23:15.523	+1:52.222	120.2	8	2:08.761	130.7
30	64 Thomas LAISNE	FRA	TLR	MITJET 2L		9	20:30.557	1 Lap	122.7	8	2:10.319	129.1
31	77 Stéphane DILOUYA	FRA	VPS RACING	MITJET 2L	G	7	19:00.839	3 Laps	102.8	4	2:22.595	118.0
32	7 Olivier PANIS	FRA	MITJET INTERNATIONNAL	MITJET 2L	G							

Not Started

123 Théo CHALAL

FRA RACING SPIRIT OF LEMAN MITJET 2L

Pole Position:	Xavier DAYRAUT	2:06.769	132.8 Kph
Fastest Lap:	Lap9 Marius FOSSARD	2:07.559	131.9 Kph

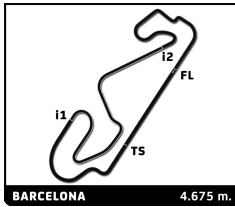
20 SECONDS PENALTY TO CAR 111 DUE TO TRACK LIMITS
5 SECONDS PENALTY TO CAR 79 DUE TO STEWARDS DECISION M7

Published at:

Track Status: **DRY**

Stewards	Timekeeper Laia Peinado
-----------------	-----------------------------------





Mitjet France

4 Hours of Barcelona

Race 3 (20 Minutes)

Final Classification

No	Driver	Nat	Team	Car	Cl.	Laps	Total Time	Gap	Kph	Best Lap		
										Lap	Time	Kph
1	17 Povilas JANKAVICIUS	LTU	ARCTIC ENERGY	MITJET 2L		9	21:39.942	-	116.1	5	2:07.874	131.6
2	84 Benoît CASTAGNE	FRA	K-WORX	MITJET 2L		9	21:40.073	+0.131	116.1	6	2:07.056	132.5
3	137 Xavier DAYRAUT	FRA	DS EVENT	MITJET 2L		9	21:40.151	+0.209	116.1	5	2:07.277	132.2
4	79 Romain FAVRE	FRA	VPS RACING	MITJET 2L	J	9	21:40.434	+0.492	116.1	7	2:07.556	131.9
5	27 Younes KARBID	FRA	K-WORX	MITJET 2L	J	9	21:40.776	+0.834	116.1	7	2:07.377	132.1
6	76 Marius FOSSARD	FRA	VPS RACING	MITJET 2L	J	9	21:40.979	+1.037	116.0	7	2:07.996	131.5
7	23 Jeremy LOURENCO	FRA	GENERATION STUNT	MITJET 2L	G	9	21:41.135	+1.193	116.0	7	2:07.141	132.4
8	783 Florian ROUSEAU-RICCI	FRA	K-WORX	MITJET 2L	J	9	21:41.771	+1.829	116.0	7	2:07.673	131.8
9	59 Miguel GARCIA	FRA	MV2S RACING	MITJET 2L		9	21:42.870	+2.928	115.9	7	2:07.719	131.8
10	81 Sébastien LOIRET-FOURNIER	FRA	DS EVENT	MITJET 2L	G	9	21:44.276	+4.334	115.7	8	2:07.566	131.9
11	139 Andréa DELDOSSI	FRA	DS EVENT	MITJET 2L		9	21:48.755	+8.813	115.3	7	2:07.829	131.7
12	30 Karen GAILLARD	CHE	RACING SPIRIT OF LEMAN	MITJET 2L	F	9	21:48.909	+8.967	115.3	7	2:08.214	131.3
13	69 Xavier BOURLARD	BEL	GT DRIVE	MITJET 2L	G	9	21:49.323	+9.381	115.3	5	2:08.744	130.7
14	11 Mikhaïl MAKAROVSKII	LTU	ARCTIC ENERGY	MITJET 2L	S	9	21:50.846	+10.904	115.2	8	2:08.605	130.9
15	8 Manu DAMIANI	FRA	GT DRIVE	MITJET 2L	G	9	21:51.303	+11.361	115.1	7	2:08.196	131.3
16	6 Jonathan SERRELI	FRA	FP RACING	MITJET 2L		9	21:52.174	+12.232	115.0	8	2:08.439	131.0
17	51 Thibaut MOGICA	FRA	K-WORX	MITJET 2L		9	21:52.350	+12.408	115.0	8	2:08.380	131.1
18	128 Benjamin LAGIER	FRA	GT DRIVE	MITJET 2L		9	21:53.105	+13.163	115.0	8	2:08.003	131.5
19	75 Sami DHAHRI	FRA	VPS RACING	MITJET 2L	J	9	21:55.243	+15.301	114.8	7	2:08.669	130.8
20	4 Jules DONCIEUX	FRA	DS EVENT	MITJET 2L		9	21:56.211	+16.269	114.7	7	2:08.837	130.6
21	38 Fabien REDCENT	FRA	SUNSET RACING	MITJET 2L	G	9	21:57.519	+17.577	114.6	9	2:09.885	129.6
22	7 Louis ROUSSET	FRA	MITJET INTERNATIONNAL	MITJET 2L		9	21:57.609	+17.667	114.6	6	2:06.765	132.8
23	64 Thomas LAISNE	FRA	TLR	MITJET 2L		9	21:58.964	+19.022	114.5	8	2:09.195	130.3
24	99 Matteo SALOMONE	FRA	MV2S RACING	MITJET 2L	J	9	22:05.810	+25.868	113.9	7	2:08.793	130.7
25	49 Yvan DUPUIS	FRA	MV2S RACING	MITJET 2L	S	9	22:07.024	+27.082	113.8	8	2:10.156	129.3
26	9 Fabien PERDU	FRA	FP RACING	MITJET 2L		9	22:07.769	+27.827	113.7	8	2:10.528	128.9
27	88 Etienne CATTEAU	FRA	MV2S RACING	MITJET 2L	S	9	22:08.769	+28.827	113.6	6	2:09.722	129.7
28	72 Olivier DESCHAMPS	FRA	DS EVENT	MITJET 2L	G	9	22:38.433	+58.491	111.1	5	2:10.175	129.3
29	22 Christophe CRESP	FRA	MV2S RACING	MITJET 2L	G	4	13:48.306	5 Laps	80.7			
30	245 Jesper Brunhoj JENSEN	DNK	JBJ RACING	MITJET 2L	G	1	2:21.695	8 Laps	115.2			
31	78 Edgar MALOIGNE	FRA	VPS RACING	MITJET 2L	J							
32	77 Jean - Paul MINASSIAN	FRA	VPS RACING	MITJET 2L	G							

Not Started

123 Théo CHALAL FRA RACING SPIRIT OF LEMAN MITJET 2L

Pole Position:

Romain FAVRE

Fastest Lap:

Lap6 Louis ROUSSET **2:06.765** 132.8 Kph

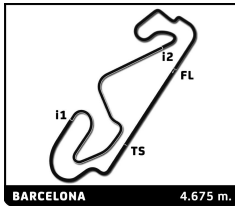
30 SECONDS PENALTY TO CAR Nr. 72 DUE TO TRACK LIMITS
 10 SECONDS PENALTY TO CAR Nr. 88 DUE TO TRACK LIMITS
 10 SECONDS PENALTY TO CAR Nr. 128 DUE TO TRACK LIMITS
 5 SECONDS PENALTY TO CAR Nr. 7 DUE TO STEWARDS DECISION M8
 5 SECONDS PENALTY TO CAR Nr. 77 DUE TO STEWARDS DECISION M9

Published at:

Track Status: **DRY**

Stewards	Timekeeper Laia Peinado
-----------------	-----------------------------------





Mitjet France

4 Hours of Barcelona

Race 1 (20 Minutes)

Final Classification

No	Driver	Nat	Team	Car	Cl.	Laps	Total Time	Gap	Kph	Best Lap		
										Lap	Time	Kph
1	7 Louis ROUSSET	FRA	MITJET INTERNATIONNAL	MITJET 2L		8	20:37.103	-	108.4	7	2:06.573	133.0
2	76 Marius FOSSARD	FRA	VPS RACING	MITJET 2L	J	8	20:38.513	+1.410	108.3	5	2:07.284	132.2
3	84 Benoit CASTAGNE	FRA	K-WORX	MITJET 2L		8	20:38.905	+1.802	108.3	6	2:07.410	132.1
4	17 Povilas JANKAVICIUS	LTU	ARCTIC ENERGY	MITJET 2L		8	20:40.931	+3.828	108.1	6	2:07.091	132.4
5	99 Matteo SALOMONE	FRA	MV2S RACING	MITJET 2L	J	8	20:41.217	+4.114	108.1	7	2:06.767	132.8
6	27 Younes KARPID	FRA	K-WORX	MITJET 2L	J	8	20:41.682	+4.579	108.0	6	2:07.237	132.3
7	81 Sebastien LOIRET-FOURNIER	FRA	DS EVENT	MITJET 2L	G	8	20:42.073	+4.970	108.0	8	2:06.963	132.6
8	78 Edgar MALOIGNE	FRA	VPS RACING	MITJET 2L	J	8	20:46.404	+9.301	107.6	7	2:07.445	132.1
9	783 Florian ROUSEAU-RICCI	FRA	K-WORX	MITJET 2L	J	8	20:46.435	+9.332	107.6	7	2:08.241	131.2
10	79 Romain FAVRE	FRA	VPS RACING	MITJET 2L	J	8	20:46.657	+9.554	107.6	8	2:06.873	132.7
11	128 Benjamin LAGIER	FRA	GT DRIVE	MITJET 2L		8	20:47.640	+10.537	107.5	7	2:07.753	131.7
12	59 Miguel GARCIA	FRA	MV2S RACING	MITJET 2L		8	20:48.241	+11.138	107.5	5	2:08.359	131.1
13	30 Karen GAILLARD	CHE	RACING SPIRIT OF LEMAN	MITJET 2L	F	8	20:49.575	+12.472	107.3	8	2:07.875	131.6
14	11 Mikhaïl MAKAROVSKII	LTU	ARCTIC ENERGY	MITJET 2L	S	8	20:50.582	+13.479	107.3	5	2:08.136	131.3
15	139 Andréa DELDOSSI	FRA	DS EVENT	MITJET 2L		8	20:50.905	+13.802	107.2	8	2:07.606	131.9
16	51 Thibaut MOGICA	FRA	K-WORX	MITJET 2L		8	20:52.230	+15.127	107.1	8	2:08.113	131.4
17	137 Xavier DAYRAUT	FRA	DS EVENT	MITJET 2L		8	20:52.440	+15.337	107.1	7	2:07.339	132.2
18	6 Jonathan SERRELI	FRA	FP RACING	MITJET 2L		8	20:54.126	+17.023	106.9	8	2:08.521	131.0
19	23 Jeremy LOURENCO	FRA	GENERATION STUNT	MITJET 2L	G	8	20:54.861	+17.758	106.9	8	2:07.375	132.1
20	69 Xavier BOURLARD	BEL	GT DRIVE	MITJET 2L	G	8	20:55.350	+18.247	106.8	5	2:09.144	130.3
21	38 Fabien REDCENT	FRA	SUNSET RACING	MITJET 2L	G	8	20:58.188	+21.085	106.6	5	2:09.552	129.9
22	64 Thomas LAISNE	FRA	TLR	MITJET 2L		8	20:59.889	+22.786	106.5	8	2:09.204	130.3
23	88 Etienne CATTEAU	FRA	MV2S RACING	MITJET 2L	S	8	21:00.784	+23.681	106.4	5	2:09.735	129.7
24	72 Olivier DESCHAMPS	FRA	DS EVENT	MITJET 2L	G	8	21:01.575	+24.472	106.3	7	2:09.077	130.4
25	77 Jean - Paul MINASSIAN	FRA	VPS RACING	MITJET 2L	G	8	21:12.220	+35.117	105.4	3	3:02.253	92.3
26	49 Yvan DUPUIS	FRA	MV2S RACING	MITJET 2L	S	8	21:18.669	+41.566	104.9	8	2:10.915	128.6
27	75 Sami DHAHRI	FRA	VPS RACING	MITJET 2L	J	6	17:41.747	2 Laps	94.6	3	3:08.800	89.1
28	245 Jesper Brunhoj JENSEN	DNK	JBj RACING	MITJET 2L	G	5	21:18.066	3 Laps	65.4	4	2:08.336	131.1
29	22 Christophe CRESP	FRA	MV2S RACING	MITJET 2L	G	1	2:58.427	7 Laps	91.4			
30	123 Théo CHALAL	FRA	RACING SPIRIT OF LEMAN	MITJET 2L								
31	4 Jules DONCIEUX	FRA	DS EVENT	MITJET 2L								
32	8 Manu DAMIANI	FRA	GT DRIVE	MITJET 2L	G							

Not Started

9 Fabien PERDU FRA FP RACING MITJET 2L

Pole Position:	Marius FOSSARD	2:06.555	133.0 Kph
Fastest Lap:	Lap7 Louis ROUSSET	2:06.573	133.0 Kph

10 SECONDS PENALTY TO CARS 49 AND 77 DUE TO TRACK LIMITS

Published at:

Track Status: **DRY**

Stewards	Timekeeper Laia Peinado
-----------------	-----------------------------------

